

Response Analysis

Detailed Module Guide

Module Roadmap

Step 1 Feasibility, modality & mechanism selection

Step Roadmap

1.1 Explore response options

- .1 | Cash intervention options



1.2 Check if cash is feasible

- .1 | Is cash feasible checklist

1.3 Identify relevant comparison criteria

- .1 | Comparison CTP modality and mechanism
- .2 | Advantages and disadvantages of CTP modalities
- .3 | Advantages and disadvantages of CTP mechanisms

1.4 Conduct thorough risk analysis

- .1 | Roadmap for CTP risk analysis
-  .2 | CTP risk matrix template
-  .3 | CTP risk register template

1.5 Calculate cost-efficiency

-  .1 | Cost efficiency calculation template


1.6 Compare options & make a decision

-  .1 | Decision making matrix template

Step 2 Decisions on transfer value

Step Roadmap

2.1 Set the value

-  .1 | Transfer value calculation template
- .2 | What to consider when setting the value of the transfer


2.2 Adjust the value

- .1 | Adjust value to household size
- .2 | Adjust value to price changes

Step 3 Targeting decisions

Step Roadmap

3.1 Identify most affected areas

-  .1 | Geographic targeting template
- .2 | Urban vulnerability mapping

3.2 Identify targeting criteria & mechanisms

- .1 | Targeting Criteria
- .2 | Targeting Mechanism

Icon Key:



= Template

Tool that can be adapted for use